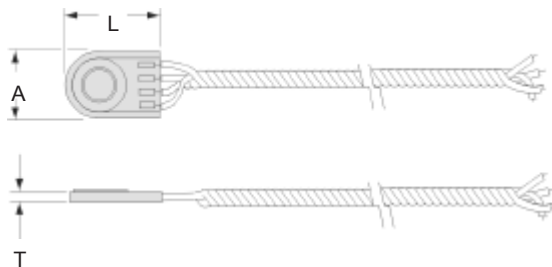



Model F Subminiature Low Profile Pressure Transducer (note 3)

Order Code (see table below)

- 10 to 3000 psig Range
- mV/V Output
- Low Profile Design
- Sub-miniature Footprint
- High Frequency
- 1% Accuracy



Wiring Code

Cable/ Unamplified

- Red (+) Excitation
- Black (-) Excitation
- Green (-) Output
- White (+) Output

Dimensions

Order Code	Foil/ Semicond.	Range (psig)	A (in.)	T (in.)	L (in.)
BP340	Foil	150-500	0.275	0.042*	0.38
BP341	Foil	150-3000	0.320	0.042*	0.50
BP342	Foil	150-3000	0.425	0.060	0.56
BP343	Semiconductor	15-500	0.150	0.042	0.38
BP344	Semiconductor	10-500	0.275	0.042	0.38
BP345	Semiconductor	10-3000	0.320	0.042	0.50
BP346	Semiconductor	10-3000	0.425	0.060	0.56

* Nominal

Performance

Pressure Ranges.....	10; 15; 25; 30; 50; 75; 100; 150; 200; 250; 300; 400; 500; 600; 750; 1000; 1500; 2000; 2500; 3000 psig (note 2)
Accuracy (note 1).....	1.0% Full Scale
Linearity	
10 to 100 psig.....	+/-0.5 mV
150 to 3000 psig.....	+/-1.0% Full Scale
Hysteresis	
10 to 100 psig.....	+/-0.5 mV
150 to 3000 psig.....	+/-1.0% Full Scale
Non-Repeatability	
10 to 100 psig.....	+/-0.1 mV
150 to 3000 psig.....	+/-0.1% Full Scale
Output	
10 to 100 psig.....	2-5 mV/psi (@5 VDC)
150 to 3000 psig.....	2 mV/V
Resolution.....	Infinite

Environmental

Temperature, Operating.....	-65° to 300°F (-20° to 250°F for semiconductor strain gage)
Temperature, Compensated.....	60° to 160°F
Temperature, Effect	
Zero	
10 to 100 psig.....	0.02 mV/°F
150 to 3000 psig.....	0.01% Full scale/ °F
Span	
10 to 100 psig.....	0.03 mV/°F
150 to 3000 psig.....	0.02% Reading/ °F

Model F

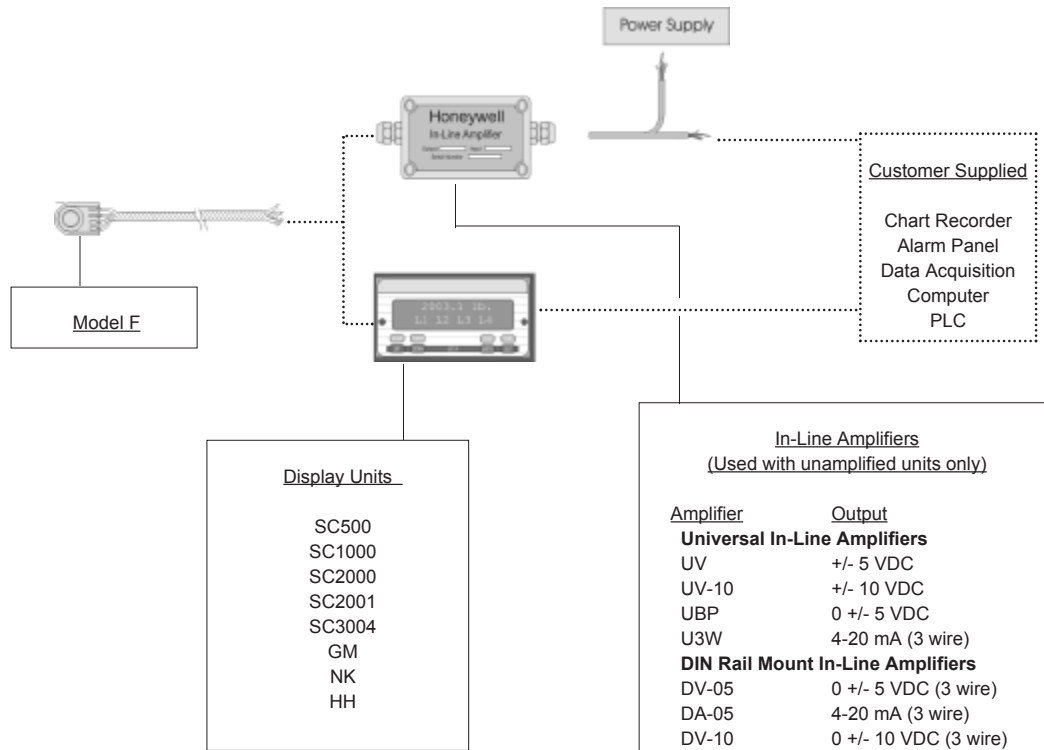
Electrical

Strain Gage Type	
10 to 100 psig.....	Bonded semiconductor
150 to 3000 psig.....	Bonded foil
Excitation (calibration).....	5 VDC
Bridge Resistance	
10 to 100 psig.....	500 Ohms
150 to 3000 psig.....	350 Ohms
Shunt Calibration Data.....	Included
Electrical Termination (std).....	4 twisted leads (5 ft.) with external balance board
Proof Pressure.....	Not Applicable

Mechanical

Media.....	Gas, Liquid
Overload-Safe	
10 to 100 psig.....	100% over capacity
150 to 3000 psig.....	50% over capacity
Wetted Parts Material	
10 to 100 psig.....	17-4 PH Stainless Steel or BeCu
150 to 3000 psig.....	17-4 PH Stainless Steel
Case Material.....	Stainless Steel

Typical System Diagram



Model F

Options

	Built from Scratch
Pressure Ranges	10; 15; 25; 30; 50; 75; 100; 150; 200; 250; 300; 400; 500; 600; 750; 1000; 1500; 2000; 2500; 3000 psig
Temperature Compensation	1a. 60° to 160° F 1b. 30° to 130° F 1c. 0° to 185° F 1f. 70° to 250° F 1d. -20° to 130° F 1e. -20° to 200° F 1g. 70° to 325° F (note 4) 1i. -65° to 250° F (note 4)
Internal Amplifiers	2u. Unamplified, mV/V Output
Electrical Termination	4 Twisted Leads (5 ft.)

■ Supplied as standard

Range Codes

Range	Range Code	Range	Range Code
10 psig	AV	300 psig	CP
15 psig	BJ	400 psig	CQ
25 psig	BL	500 psig	CR
30 psig	BM	600 psig	CS
50 psig	BN	750 psig	CT
75 psig	BP	1,000 psig	CV
100 psig	BR	1,500 psig	DJ
150 psig	CJ	2,000 psig	DL
200 psig	CL	2,500 psig	DM
250 psig	CN	3,000 psig	DN

Notes

1. Accuracies stated are expected for Best Fit Straight Line for all errors, including linearity, hysteresis & non-repeatability thru zero.
2. Low pressure ranges (10 to 100 psig) - Semiconductor gages (500 Ohms)
High pressure ranges (150 to 3000 psig) - Foil gages (350 Ohms)
3. All model F's have a cemented diaphragm.
4. Only available with foil strain gage.

Special Customer Requirements (Consult Factory)

Different materials
O₂ Clean
Radiation proof
Special temperature compensation
Temperature and pressure calibration

How to Order

Combine the order code, the range code and the options code.

Sample Code: **BP343** **BN** **1c**
Order Code Range Code Options Code

www.instrumentation.it info@instrumentation.it ph:+39031525391
Sensori e strumenti per la ricerca e la sperimentazione scientifica e industriale