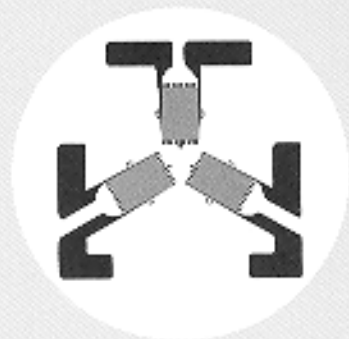











## Rosette Type Strain Gauges



Gauge Pattern	Resistance in OHMS	Gauge Types Available	Dimensions in mm					
			Active Gauge Length	Active Gauge Width	Overall Length	Overall Width	Matrix Length	Matrix Width
R3/120/120 	120 ± 0.15% each section	R3/120/120/PC R3/120/120/EC	3.00	2.20	14.00	14.00	16.00	16.00
R3/120/350 	350 ± 0.15% each section	R3/120/350/PC R3/120/350/EC	3.00	2.20	14.00	14.00	16.00	16.00
R3/135.90/120 	120 ± 0.15% each section	R3/135.90/120/PC R3/135.90/120/EC	3.00	2.20	14.00	14.00	16.00	16.00
R3/135.90/350 	350 ± 0.15% each section	R3/135.90/350/PC R3/135.90/350/EC	3.00	2.20	14.00	14.00	16.00	16.00
R4/120 	120 ± 0.15% each section	R4/120/PC R4/120/EC	3.20	2.20	16.00	6.50	20.00	12.00
R6/135.90 /120 	120 ± 0.15% each section	R6/135.90/120/PC R6/135.90/120/EC	1.40	1.50	9.00	9.10	11.10	11.20
S13/120 	120 ± 0.15% each section	S13/120/PC S13/120/EC	13.00	5.00	24.50	24.50	27.00	27.00