



The **Touch Panel Display** can control Acuity laser sensors and display their distance readings. Using serial communications, this smart terminal includes software applications for calculating thickness and other dimensions without the need for a computer or software programming.

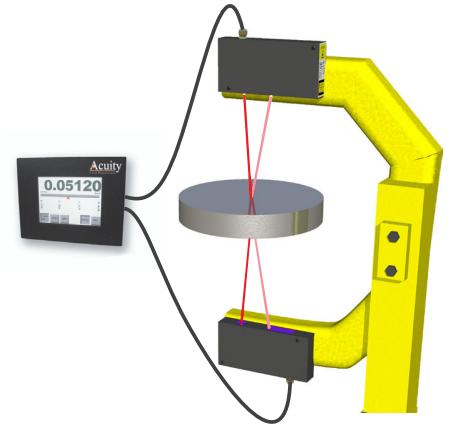
## Touch Panel Display

### Product Description

The Acuity™ Touch Panel Display is a stand-alone terminal interface for use with Acuity laser distance sensors. These fully-enclosed units replace panel meters, alphanumeric displays and analog controllers by providing a modern interface through a full-color LCD and touch screen. The Touch Panel Display communicates with one or two Acuity sensors using their serial interfaces. Sensors can be easily configured using on-screen buttons to display and scale their distance outputs. Relative dimensions can be measured using a tare function. With dual RS232 serial inputs from two acuity sensors, the touch panel serves as a thickness gauge and display, an application which previously demanded a PC computer and custom software programming. Using a single RS485 serial interface, the Panel can transmit thickness and dimensional information to external devices.

### Benefits

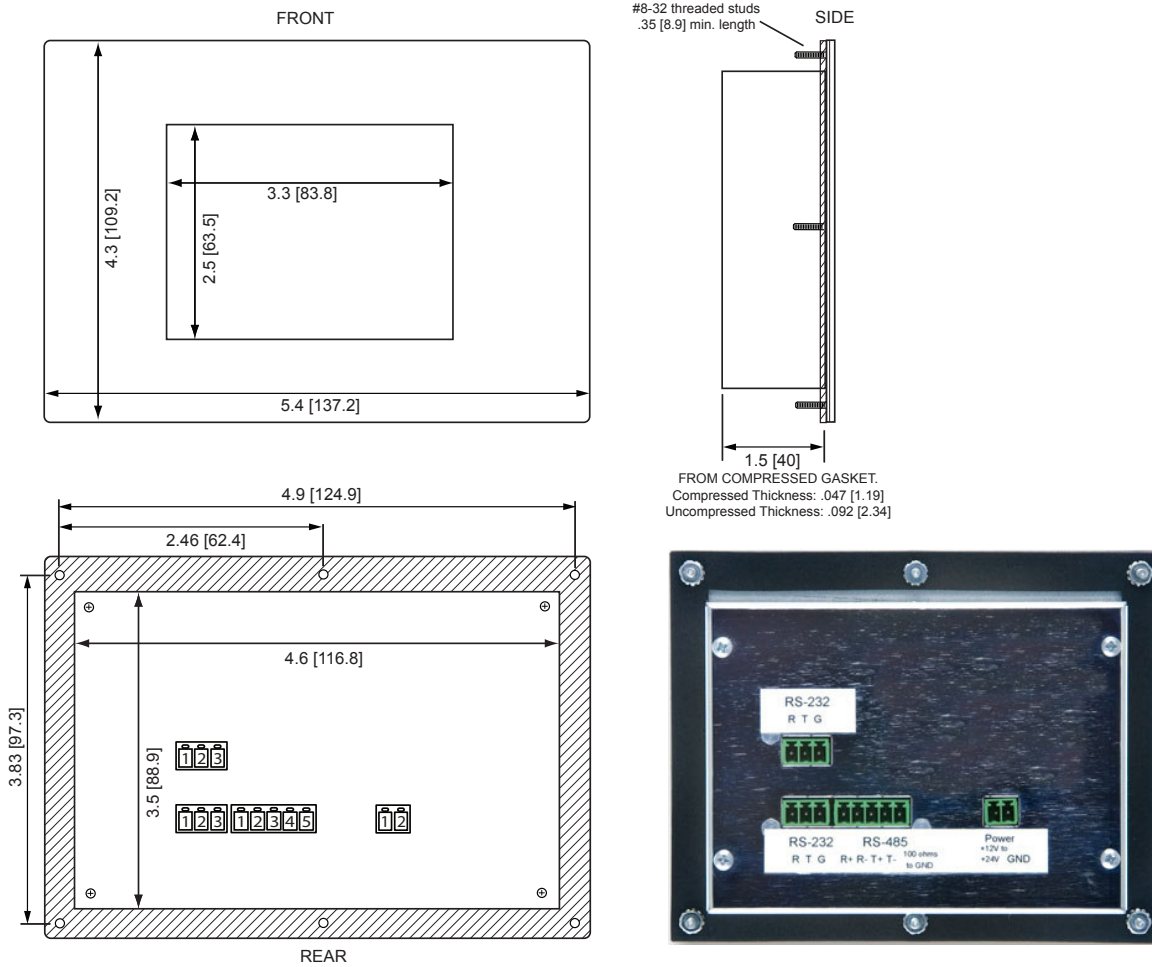
- Eliminates the need for software program development to manipulate and display dimensional data from Acuity sensors
- Performs calculations for thickness when using dual laser sensors
- Bright and easy-to-read display can be mounted in industrial panels or in your work area
- Designed for stand-alone use of Acuity AR200, AR700, AR1000, AR3000 and AR4000 laser measuring sensors
- Accepts user-defined distance offsets and offers a TARE function through the touch screen interface
- Intuitive setup through touch-screen interface. Secure operation with supervisory LOCK-OUT feature.



### Touch Panel Display Specifications units in inches [metric]


<b>Supply Power</b>	12 - 24 Volts DC, 6 Watts maximum
<b>Enclosed Outside Dimensions</b>	137.7 W x 110.0 H x 38.1 D mm 5.42 W x 4.33 H x 1.50 D inches
<b>Display Viewing Area</b>	64.3 W x 63.5 H mm 3.31 W x 2.5 H inches
<b>Display type</b>	TFT, 256 Colors
<b>Viewing angles</b>	+/- 65° Horizontal, 50° Up, 65° Down
<b>Screen Resolution</b>	320 x 240 (QVGA)
<b>Display Brightness</b>	350 cd/m <sup>2</sup> , 50,000 hours (typical) to half initial brightness
<b>Touch Panel Type</b>	Resistive
<b>Operating Temperature</b>	-20° to 70°C, -4° to 158° F
<b>Environmental</b>	NEMA – 4X, IP65 front bezel when panel-mounted with sealing gasket. Compliant with the RoHS directive regarding the reduced use of lead and other hazardous substances.
<b>Weight</b>	70 grams, 1.4 lbs.
<b>Interface Options</b>	Two RS232 with ESD protected transceiver One RS485 interface - Full or Half Duplex 9600 to 230,400 Baud
<b>Interface &amp; Power Connectors</b>	two-part <i>Phoenix Contact</i> screw connector: MC 1.5/X-ST-3.81
<b>Certifications</b>	FCC Part 15, Class A, CE Mark CISPR22, CNS13438, EN55022, ICES-003, VCCI

**Mechanical Dimensions** units in inches [mm]



**Compatibility**

The Touch Panel Display is designed for use with Acuity™ brand sensors. We suggest connecting the sensor(s) to the Display via the Acuity Connectivity Kit. The Connectivity kit makes it simple to bring both the RS232 serial interface and the DC voltage to between the Touch Panel Display and the sensor.



**Contact Acuity**

Schmitt Measurement Systems, Inc.  
 2765 NW Nicolai Street, Portland, Oregon, 97210, USA  
 Tel: 503-227-5178 Fax: 503-227-5040  
 www.acuitylaser.com



Rev 1/09  
 © 2009 Schmitt Measurement Systems, Inc.  
 Specifications subject to change without notice

